

cintroclear[®]

WATERPURIFIER & FILTRATION



- THE MINERALS ARE PRESERVED
- NO DISCHARGE INTO THE SEWER
- NO STORAGE TANK

Water purifier

For your health's sake: drink and cook with purified water



www.cintroclear.com



CINTROCLEAR
AC100
WHITE



CINTROCLEAR
AC100
CHROMIUM



CINTROCLEAR
AC110



CINTROCLEAR : ITS FUNCTIONS

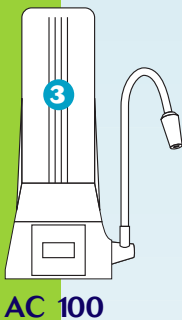
The CINTROCLEAR® (UF400 – UF 500) is a water purifier that is based on high performance ultrafiltration. It is equipped with 5 levels of filtration (UF500), allowing the unit to solve accidental or chronic pollution problems, agricultural or industrial, whether of chemical or pathological origin.

All the CINTROCLEAR models are connected to the public water mains. The ideal place to install them is by the sink in the kitchen.

5 SPECIALISED FILTRATION MODULES


- 1 Prefiltration module - 5 μ**
Traps particles and suspended matter.
- 2 De-nitrification module**
Efficient reduction of excessive nitrate levels.
- 3 Module with activated carbon**
Activated carbon, compressed at high pressure and bound with a high temperature polymer. It removes heavy metals and chemical residues. (lead, residual chlorine, etc.). Unpleasant tastes and odours in the water are also eliminated.
- 4 Ultrafiltration module**
Composed of microporous 0,03 μ tubes, it removes 99,99 % of all viral and bacterial matter.
- 5 Ultraviolet generator**
Filament-free, anode tube (world-wide patent) with instantaneous polarisation (needing no maintenance or periodic replacement). This ultraviolet germicide destroys 99,99 % of pathogens, bacteria, viruses and other forms of micro-organisms.

- Install it where you like
- Install it without having to touch the water mains

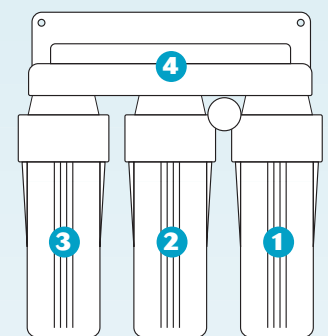


AC 100

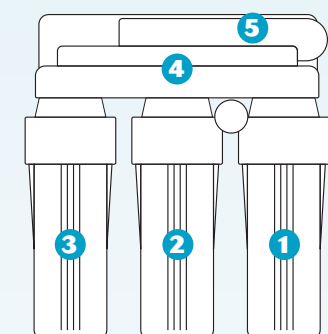
- Compact
- Robust
- Effective



AC 110



UF 400



UF 500

All the models are equipped with an electronic maintenance indicator

CINTROCLEAR
UF 400



CINTROCLEAR
UF 500



INSTALLATION KIT

AC UF

The installation kit is included as standard 100 110 400 500 with each purifier.

	100	110	400	500
1. Screws + wall plugs for attaching purifier	–	●	●	●
2. Pure water tap + connection kit to pipe using automatic connector	–	●	●	●
3. Adapter / mixer tap	●	–	–	–
4. Electronic maintenance indicator	●	●	●	●
5. Electrical power supply cable to UV generator	–	–	–	●
6. Red raw water supply pipe	●	●	●	●
7. Blue pure water supply pipe	–	●	●	●
8. Accessories for connecting purifier to water supply system	●	●	●	●
9. Installation instructions giving full step-by-step details	●	●	●	●

MAINTENANCE KIT

AC UF

Replacement frequency: see back 100 110 400 500

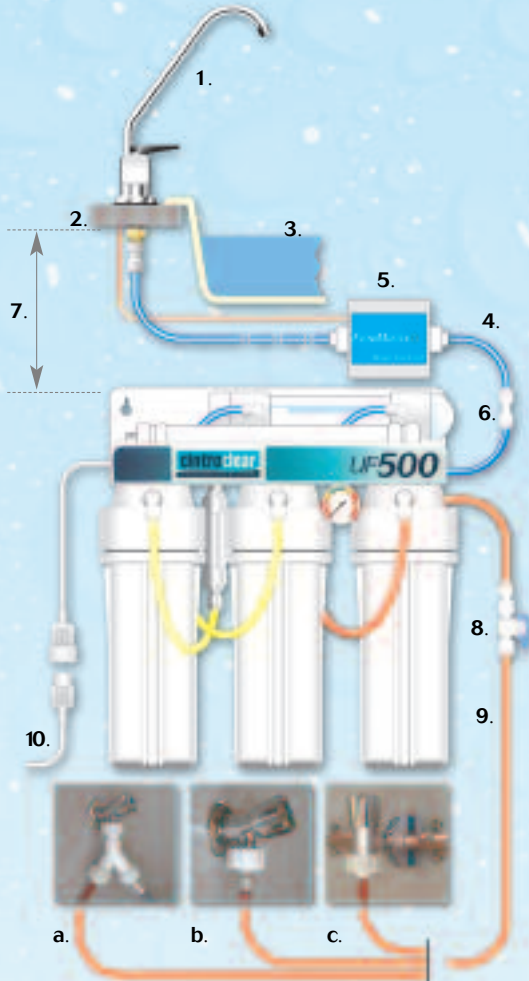
	100	110	400	500
A. Prefilter cartridge 5 µm	–	–	●	●
B. Denitrification cartridge	–	–	●	●
C. Activated carbon filter ADS 150 Superior quality with higher adsorption capacity For removing heavy metals and remains of medicines	●	●	●	●
D. Ultra-filter cartridge	–	–	●	●
E. Spanner	–	–	●	●
F. Detailed explanation of each step in the maintenance procedure	–	–	●	●
G. Activated carbon filter ADS 100 Essential for the effective and complete removal of unpleasant tastes and odours	●	●	–	–
H. Activated carbon filter cartridge ADS 150 + UF Excellent quality activated carbon WITH ultra-filtration 0.15µ to remove all the viral and antibacterial substances from the water.	●	●	–	–

● Standard ● Option

TECHNICAL DETAILS

Type of purifier	AC100	AC110	UF 400	UF 500
Replacement frequency of the filter cartridges after MAX Minimum 1 x per year for models AC	3000 l	3000 l	4000 l	4000 l
Electrical connections	—	—	—	220 V/90 mA
Min/Max inlet pressure	2 > 5 bar	2 > 5 bar	3,5 > 6,5 bar	3,5 > 6,5 bar
Mean pure water flow rate	2 l/min	2 l/min	2 l/min	2 l/min
Empty / Operating weight	1,7 > 2,2 kg	1,6 > 2,1 kg	6 > 9,4 kg	6 > 9,4 kg
Overall dimensions in mm (Width x Height x Depth)	175x315x200	145x380x127	380x410x180	380x410x180
Quality of raw water at purifier inlet	Public water mains			
Hydraulic connection inlet/outlet of purifier	raccords automatiques type John Guest®			

INSTALLATION INSTRUCTIONS



1. Pure water tap
2. Kitchen work surface
3. Kitchen sink
4. Blue outlet tube for pure water
5. Electronic maintenance indicator
6. Automatic connector for outlet
7. Maximum height between tap and purifier = 3 metres
8. Inlet valve with automatic connectors
9. There are three options for connecting the purifier to the water system :
 - a. In parallel with the tap to an existing washing machine or dishwasher (accessory Ref: SEP 01) ;
 - b. To an available spare tap (accessory Ref: RAC 01) ;
 - c. Directly to a copper pipe using an automatic self-tapping connector requiring no tools (accessory Ref: DIR 01).
10. Electrical power cable
220 Volts (solely for UF 500)

Your supplier :